

Application

The CraftSmart® FiberFirst Pedestal provides a secure, above-ground access point for fiber-to-the-home (FTTH) networks. The internal components of the pedestal are optimized for fiber-only deployments and offer configuration flexibility to suit the needs of the network. The unique “open canvas” design provides mounting options for a wide range of Clearfield® products, supporting PON and splice only applications and YOURx® and MPT access terminals. The unique interlocking cover is designed to be free breathing to minimize condensation and allow any internal moisture to dissipate.

Description

Clearfield's CraftSmart product line provides physical fiber protection for delivering a turn-key passive solution from the central office/headend to the customer premises. The CraftSmart FiberFirst Pedestal provides the most cost-effective non-metallic enclosure in the industry - meeting and exceeding the industry standards for strength, reliability and environmental concerns.

Designed and tested to withstand the harshest of environmental conditions, including UV, chemical and impact resistance, the FiberFirst Pedestal consists of a base and 2-part interlocking removable cover measuring 14"W x 12"D x 30"H. The rear wall of the cover includes built in multi-use backplane for mounting various products inside of the pedestal. Two industry standard telco security screws (216) are used to attach and lock the cover to the base. The base of the pedestal includes a built-in feature that allows the customer to add a ground stake to the pedestal.

The FiberFirst Pedestal is designed for maximum flexibility and can be deployed in multiple applications. One pedestal for all applications, eliminating the need for multiple pedestals and reducing the SKU's, allowing the customer to reduce costs.

PON Option

The CraftSmart FiberFirst Pedestal PON option provides a cost effective solution to service up to 144 homes. Each pedestal can be loaded with a single 12-fiber Clearfield feeder cassette and up to twelve cassettes for distribution ports. Splitter compartments give the flexibility to use up to five WaveSmart® Ruggedized or High Density style splitters. The PON pedestal option is ideal for applications where a larger PON cabinet is not desired or cost-effective.

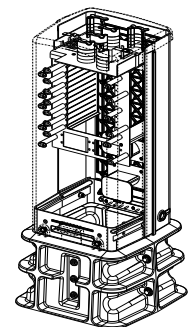
The PON option is available fully loaded with conventional feeder and distribution cable stubs or with Clearfield's *FastPass*® approach utilizing in-cassette splicing. The *FastPass* approach significantly reduces installation times allowing for double the number of fiber homes passed in the same amount of time versus conventional cable stub options. The PON option pedestal is also available empty to be used where cassettes are ordered separately to scale to meet a network's evolving requirements.

Splice Only Option

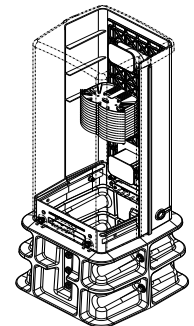
The CraftSmart FiberFirst Pedestal Splice Only option incorporates field-tested slack management for incoming and outgoing fiber cables and includes craft friendly universal splice trays. Each splice tray supports 12 individual fusion splices or a single mass fusion splice. Up to 12 splice trays can be installed per pedestal. The splice only pedestal option supports drop cable scenarios or mid-span and ring-cut functionality. A ground bar is included for securing armored style cables and toneable drops.

Access Terminal Option


The CraftSmart FiberFirst Pedestal Access Terminal Option is available to support the deployment of all Clearfield Access Terminals. A cable management and mounting bracket kit is available for both the YOURx and MPT (Multi-Purpose) style terminals. These kits are easily installed in the field into an empty FiberFirst Pedestal which is ordered separately.



PON Option



Splice Option



004834



023322

Features and Benefits

Integrity

- Constructed of durable, UV resistant material for maximum security and service life
- Two part system – 2-part bolt together base and interlocking 2-part pedestal covers, all made with a high impact resistant Thermoplastic Material
- Designed to meet and exceed GR-13, the unique interlocking cover is designed to be free breathing to minimize condensation and allow any internal moisture to dissipate

Protection

- Two-part interlocking cover provides protection from the elements.
- Two industry standard telco security screws (216) attach cover to base
- Direct bury base provides a uniform and secure installation while reducing the chances of leaning or tilting

Access

- Removable front cover provides complete access to inside of pedestal
- Built in multi-use backplane integrated into rear cover provides multiple mounting options for a wide variety of equipment

Investment

- High strength rigid construction ensures long term reliability in the harshest environments
- Multi-use pedestal can be used and deployed in multiple applications, eliminating the need for multiple specialty pedestals and reducing SKU's

Technical Specifications

CraftSmart FiberFirst Pedestal	
Cover Only Dimensions	14"W x 12"D x 30"H, Backplane Mounting Hole Spacing 2", Uses Screw #10-14 X 1/2 IN (020616)
Base Only Dimensions	16 3/4"W x 16 1/3"D x 11"H
Cover Material	High Impact Resistant Thermoplastic Material
Base Material	High Impact Resistant Thermoplastic Material
Mounting Options	Direct Buried
Security/Locking	2 – Cupped Telco Security (216) Screws Lock Cover to Base
Ground Bar	Included With Each Pedestal
Ground Stake	Bracket molded into base. Customer supplied ground stake.
Application	PON (up to 144 dist. ports), Splice Only Loose Tube or Ribbon, YOURx, MPT or SeeChange Terminals

Splice Only Option	
Density	Up to 288 splices loose tube, 24 ribbon splices (288)
Number of Splice Trays	Up to 24 loose tube or 2 ribbon
Splice Capacity	12 splices per tray
Splice Tray Dimensions	1/2"H x 61/2"W x 5"D loose tube, 5.3"W X 10.8"H X .86"D ribbon
Weight	30 lbs.

PON Option	
Port Density	Up to 144
Feeder/Express Ports	12
Cassettes Types Supported	Clearview Blue - Right Exit
Connector Types	SC/UPC, SC/APC, LC/UPC, LC/APC
Cable Types	Indoor/Outdoor, Outdoor (Non-Rated), Outdoor Armored (Non-Rated)
Splice Capacity	12 splices in each Clearview Cassette for in-cassette splice option
Splitter Slots	5 - Accepts either Clearfield's WaveSmart Ruggedized or HD Splitter
Weight	50 lbs.

Configured Part Number

Disclaimer/Note: Paper configurator shown is for reference only and should not be used to configure a saleable product configuration. All options shown on paper configurators may not be available or compatible with other options listed. Please contact your Clearfield representative for assistance in product configurations.

J - A - - - Z Z Z - XXXXM or XXXXF

1 2 3 4 5 6 7

1 Select Pedestal Type
 A = Splice Only
 B = Patch Only
 C = Patch and Splice (In-cassette Splicing)

2 Select Feeder
 A = 12 Ports (1 Cassette)
 Z = 0 Feeders (Also Default for Splice Only)

3 Select # of Distribution Splices or Distribution Port Count

012 = 12	084 = 84
024 = 24	096 = 96
036 = 36	108 = 108
048 = 48	120 = 120
060 = 60	132 = 132
072 = 72	144 = 144
ZZZ = N/A	

4 Select Connector

A = SC/UPC	F = LC/UPC
C = SC/APC	H = LC/APC
Z = N/A	

5 Select Mode / Type

1 = Singlemode - non-ribbon
 2 = Singlemode - ribbon
 Z = None

6 Select Cable Construction

B = OSP Riser
 E = OSP Non-Rated
 F = 900µm TB (FieldSmart Patch and Splice)
 M = Armored OSP Non-Rated
 Z = N/A

7 Select Cassette Type

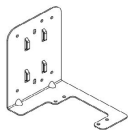
B = Clearview Blue
 Z = No Cassettes - Splice Only

XXXXM or XXXXF

XXXXM = Length of Pigtail in Meters
 XXXXF = Length of Pigtail in Feet

Terminal Bracket Pre-Configured Part Numbers

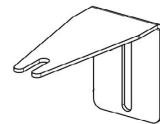
Part Number	Description
CFP-121230	Pedestal, CraftSmart FiberFirst, Empty
CFP-121230-YOURX	Kit, FiberFirst Pedestal, 12 x 12 x 30" Telco Green with YOURx Bottom Mount Bracket and Hardware
CFP-121230-MPT	Kit, FiberFirst Pedestal, 12 x 12 x 30" Telco Green with MPT Bracket and Hardware
CFP-121230-SEECHANGE	Kit, FiberFirst Pedestal, 12 x 12 x 30" Telco Green with SeeChange/YOURx Top Mount Bracket and Hardware



MPT Kit
MPT-PED-KIT-CFP



YOURx Kit
018249



SeeChange/YOURx Kit
018123

Pre-Configured Part Numbers - Splitter/Splice Options

Part Number	Description
KC Series	WaveSmart Ruggedized Splitters
KY Series	WaveSmart Industry Standard Splitters
KE Series	WaveSmart High Density Splitters
CFP-121230-RIBBON	FiberFirst Pedestal, 12" x 12" x 30" Telco Green with 1 Ribbon Slice Tray, Bracket and Hardware
023056	Kit, Splice Tray Kit for FiberFirst Pedestal. Includes 1 - splice tray bracket, 1- sacrificial splice tray, 2 - D-spool radius rods for cable management, mounting hardware
023322	Ribbon Fiber Slice Tray
004834	12 Core Optical Fiber Splice Tray



Front View



Rear View

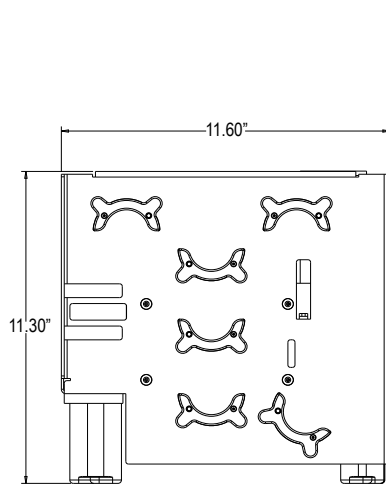


Rear Cover with Built-In Backplane

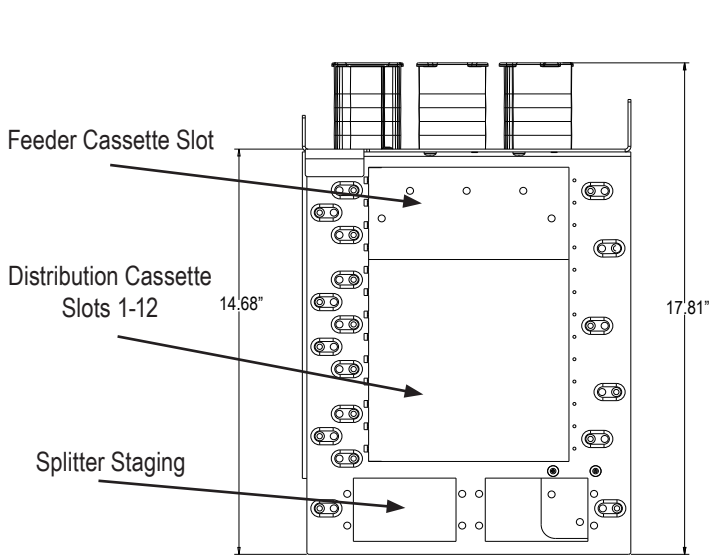
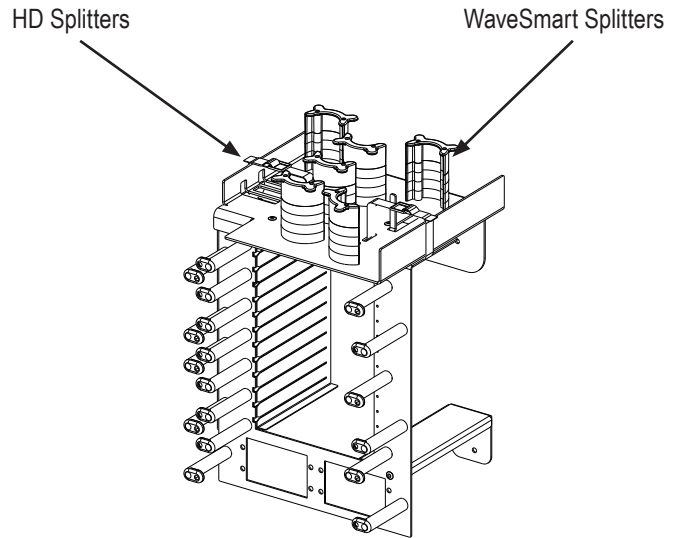


Inside Front Cover

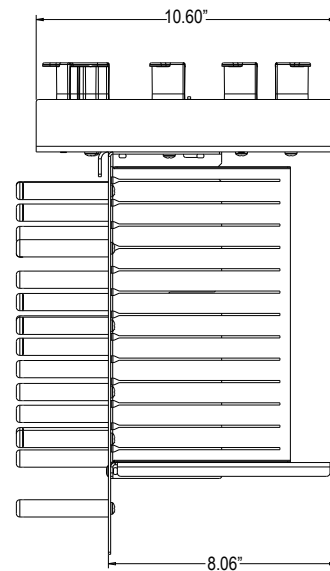
PON Insert Option



Top



Front



Side