

### Field Installable FlexConnector - FLATdrop

**Step 1:** Prep cable to YOURx length (12 inches) cutting strength members flush with black, outer cable sheath.




Figure 1

**Step 2:** For water tight seal on standard FLATdrop, feed the following length of heat shrink onto cable for later use:

(1) 3/4" x 3" long (004719)




Figure 2

**Step 3:** For water tight seal on SFF, feed the following lengths of heat shrink onto cable for later use:

(1) 3/4" x 3" long (004719)

(1) 5/16" x 3" long (004458)




Figure 3

**Step 4:** Pass breakout 3mm/900 micron cable through FlexConnector.



Figure 4

**Step 5:** Stop short of cable sheath.



Figure 5

**Step 6:** Align nose of clips to end of black cable and sandwich together.




Figure 6

**Step 7:** Attach clips to top and bottom of cable, teeth in, even at cable sheath opening. A groove on the clip allows for proper alignment.




Figure 7

# Field Installable FlexConnector

## Installation Manual



**Step 8:** Use pliers (as shown) to pinch teeth to hold jacket.

**DO NOT** use needle nose pliers.

**Step 9:** Pull FlexConnector (added in Step 4) back over clips to snap into FlexConnector holes, as shown. Push until you hear a snap.

**Step 10: For SFF cable only,** slide the smallest heatshrink, placing one end just inside the back end of the FlexConnector. Shrink using a heat gun.




Figure 8




Figure 9



Figure 10

**Step 11:** Slide the 3" piece (004719) heat shrink tubing, covering the holes on the FlexConnector and heat to shrink.

**Step 12** This will create a water tight seal.

**Step 13:** Terminate fiber to connector per instructions (if applicable).



Figure 11



Figure 12




Figure 13



Are you?  
**CLEARFIELD  
CERTIFIED**

Clearfield College Product Training  
[www.seeclearfield.com/training/clearfield-college/certified-partnership-training.html](http://www.seeclearfield.com/training/clearfield-college/certified-partnership-training.html)